



City of San Jacinto

City Manager Update – November 2019

January 7, 2020

Community Development Department Overview

	September 2019	October 2019	November 2019	YTD	2018 Totals
Phone Calls	1,201	1232	952	11,167	15,897
Counter Visits	723	796	393	6,826	7,197
Total Customer Contacts	1,924	2,028	1,345	17,993	23,094

Planning Division

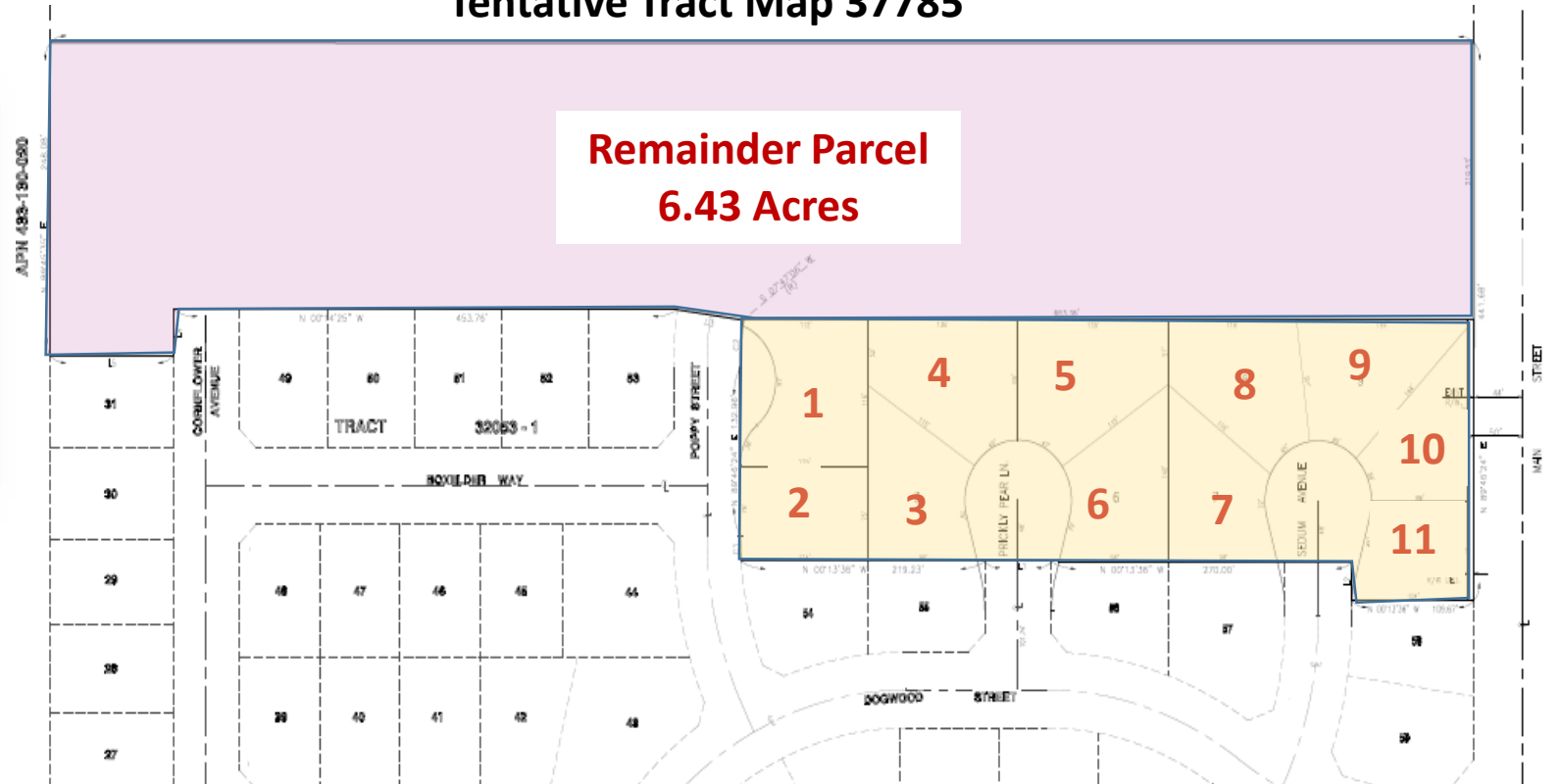
	November 2019	YTD	2018 Totals
Entitlements Submitted	5	52	51
Projects Approved	8	43	72
Over the Counter (Temporary Use Permit, Special Event Permit, Home Occupation Permit)	4	91	75

Planning Division

Tentative Tract Map 37785



Accessory Dwelling Units



Building & Safety Division

	October 2019	November 2019	YTD	2018 Totals
Building Inspections	370	243	3,356	4,356
Permits Issued	98	61	821	930
Permits Applied For	109	70	1,043	1,255
Private Investment	\$4.392	\$2.362	\$32.652M	\$64.255M

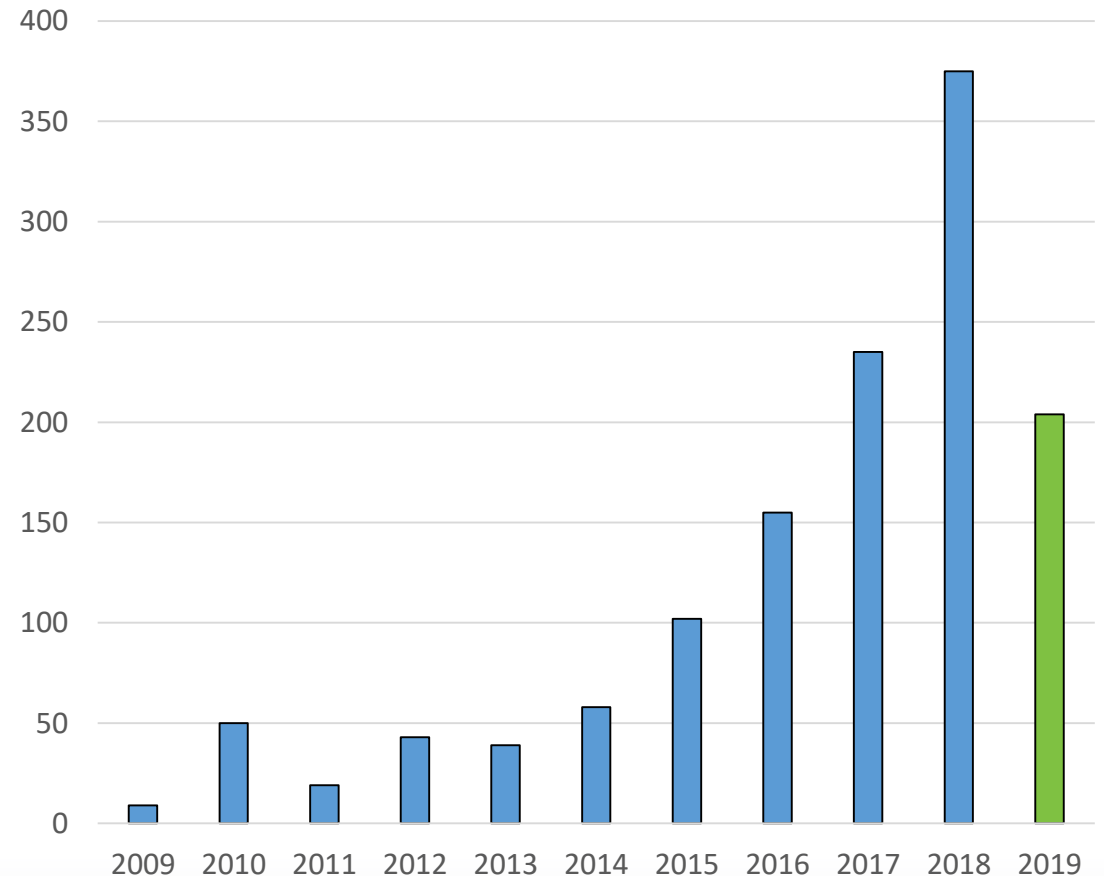
Building & Safety Division

New Single-Family Residences	
2019	204
2018	375
2017	235
2016	155
2015	102
2014	58
2013	39
2012	43
2011	19
2010	50

814
=
3 Yrs

466
=
7 Yrs

New Single-Family Residences



■ 2009 ■ 2010 ■ 2011 ■ 2012 ■ 2013 ■ 2014
 ■ 2015 ■ 2016 ■ 2017 ■ 2018 ■ 2019



*As of December 31, 2019

Richmond American Model Homes

Seasons at Potter Ranch (Lyon/Ramona Blvd.)



71 New Lots
coming fast!



DR Horton Palisades Framing Stage




Bank of Hemet/Sandwich Shop 400 Esplanade Tenant Improvement Inspection



Commercial Project - Dollar Tree Footings & Pre-Slab Inspection Slab Now Complete



Commercial Project – Top Grill Now Open – Aldi Shopping Center



Code Enforcement Division

	Sep 2019	Oct 2019	Nov 2019	2019 YTD	2018 Totals
Notice of Violations Issued	724	697	421	6,588	7,081
Citations Issued	82	64	86	1,006	994
Proactive Activities	846	699	601	7,839	8,613
New Inspections	122	151	117	1,492	1,618
Re-check Inspections	593	602	472	6,581	7,078
Cases Closed	378	379	345	4,317	4,452
Total Activity	2,745	2,592	2,042	27,823	29,836



Boat Storage



Private Tree Maintenance



Inoperative Vehicle Removal



Removal of Illegal Dumping



Weed Abatement



DWPPW - Streets Division



More than 60 unpermitted signs were removed



Over 79,000 LF of the City Right of Way was cleaned



A new ADA ramp and sidewalk was installed at 1st and Jordan

DWPPW - Streets Division

Red curb refreshment adjacent to MSJC



1.7 miles of refreshed striping on Ramona Expressway from Sanderson to Warren



Tumbleweeds were removed near Western Village




DWPPW – Storm Water Division



- Two “float trees” were installed at Potter Ranch and Parkside Village. This work secures the on/off float switches from getting entangled during storm events.

DWPPW – Storm Water Division

NOVEMBER 2019		DECEMBER 2019
Linear Feet Hydro-Jetted	1,500 LF	1,940 LF
Cubic Yards of Debris removed from Storm Pipelines	97 CY	160 CY

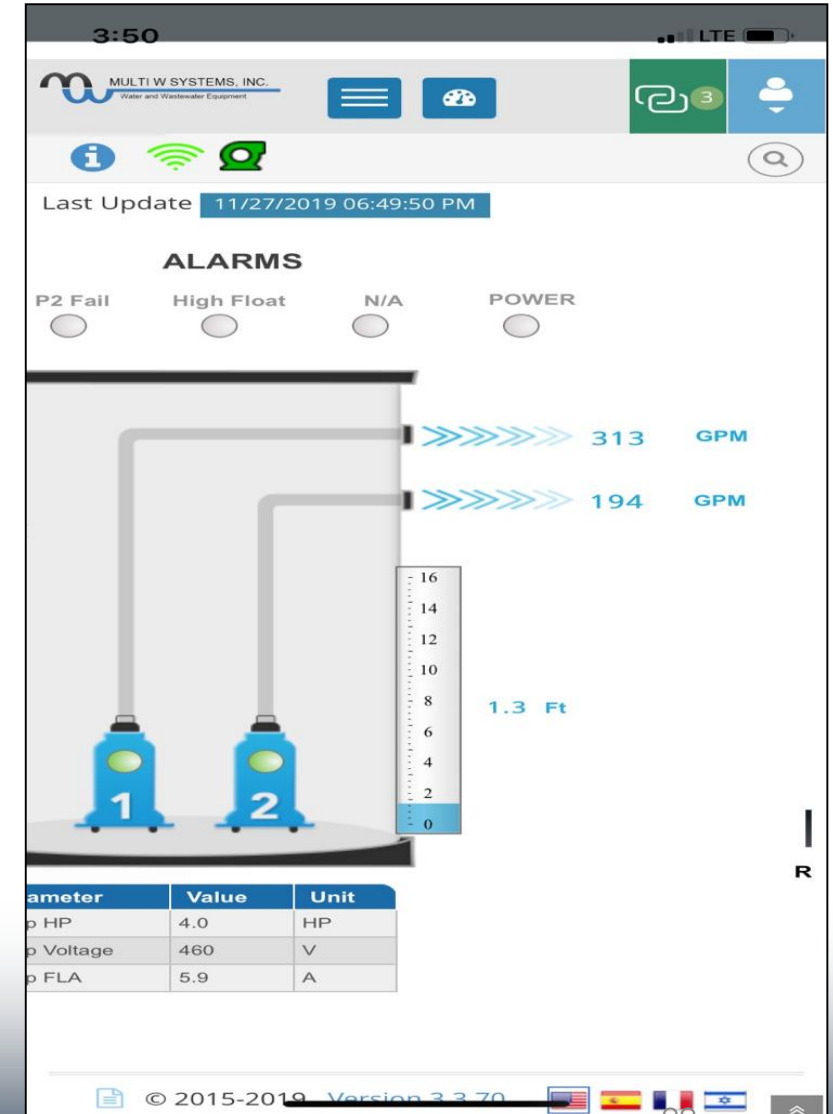



DWPPW – Storm Water Division

- A new programmable logic controller (PLC) was installed at the Frontier Basin. Enables all 5 pumps to automatically work in sync during a storm event



- Two remote pump monitoring systems were installed at the Palisades Basin



DWPPW – Parks Division: Graffiti Removal



2019	Locations
December	28
November	21
October	96
September	58
August	63
July	56
June	43
May	51
April	46
March	83
February	58
January	71
Total	674

DWPPW – Parks Division



Staff secured a \$10,000.00 State Water Conservation Grant for Mosaico Park. Project included: turf removal, gopher barrier, decomposed granite, drip irrigation, and drought tolerant plants.



Cal-Sense irrigation training for Staff RE: Advanced Water Management Software to alert Staff remotely on breaks & adjusting the controller during weather changes.

DWPPW – Parks Division

New certified playground mulch at Lynden Trails Park



New DR Horton
Homes

Palmilla Landscape
& Irrigation Rehab
completed

(Arroyo Viejo / Washington)



DWPPW – Parks Division



New bollards & security chain at Parkside Village




Play Equip repairs at Sagecrest Park



Upgraded Sallee Park lighting to LED

DWPPW – Water Division



2" Meter repaired:
De Anza & State



	NOVEMBER 2019	DECEMBER 2019
Meter Leaks	39	17
Meter Reads	4357	4305
Meter Repairs	29	33
Replaced	3	20
Door Hangers Distributed	538	37
Responded to Dig Alerts	78	50
Totals	5,044	4,462

DWPPW – Waste Water Division



	NOVEMBER 2019	DECEMBER 2019
Sewer Line Miles Cleaned	9.93	5.47
Sewer Line Miles Videoed & Inspected	.58	.35
Totals	10.51	5.82

DWPPW – Water & Waste Water Division


New Programmable
Logic Controller at
Bath Well



397 E. Main Street
Sewer lateral repair Lift



Sewer Lift Station
maintenance



2020 Point In Time Count

What is it??

- The federally mandated annual census of homeless persons known as the Point-in-Time Count (PITC) is meant to be a one-day snapshot of persons living either on the streets or in short-term shelters.

Why volunteer??

- The information is used at both the national and local levels to help inform discussions and decision-making around homeless issues, funding, and the design of a system of care that best serves the most vulnerable people while maximizing limited resources.



Join
A Point in Time

VOLUNTEER to COUNT!

Join the Point in Time Count of unsheltered adults on a single day to determine the extent of homelessness in Riverside County.

5:30 a.m. – 9:30 a.m.
January 29, 2020

Make it Count for Everyone!
Register to volunteer
www.RivCoExchange.com

Point in Time Hotline 951-358-3844

